

American Recovery and  
Reinvestment Act  
State Fiscal Stabilization Funds

**Report on Uses and Impact of  
Funds to the ARRA Commission**

Tammi Chun

Office of the Governor

September 27, 2011

# Dual Purpose of Funds

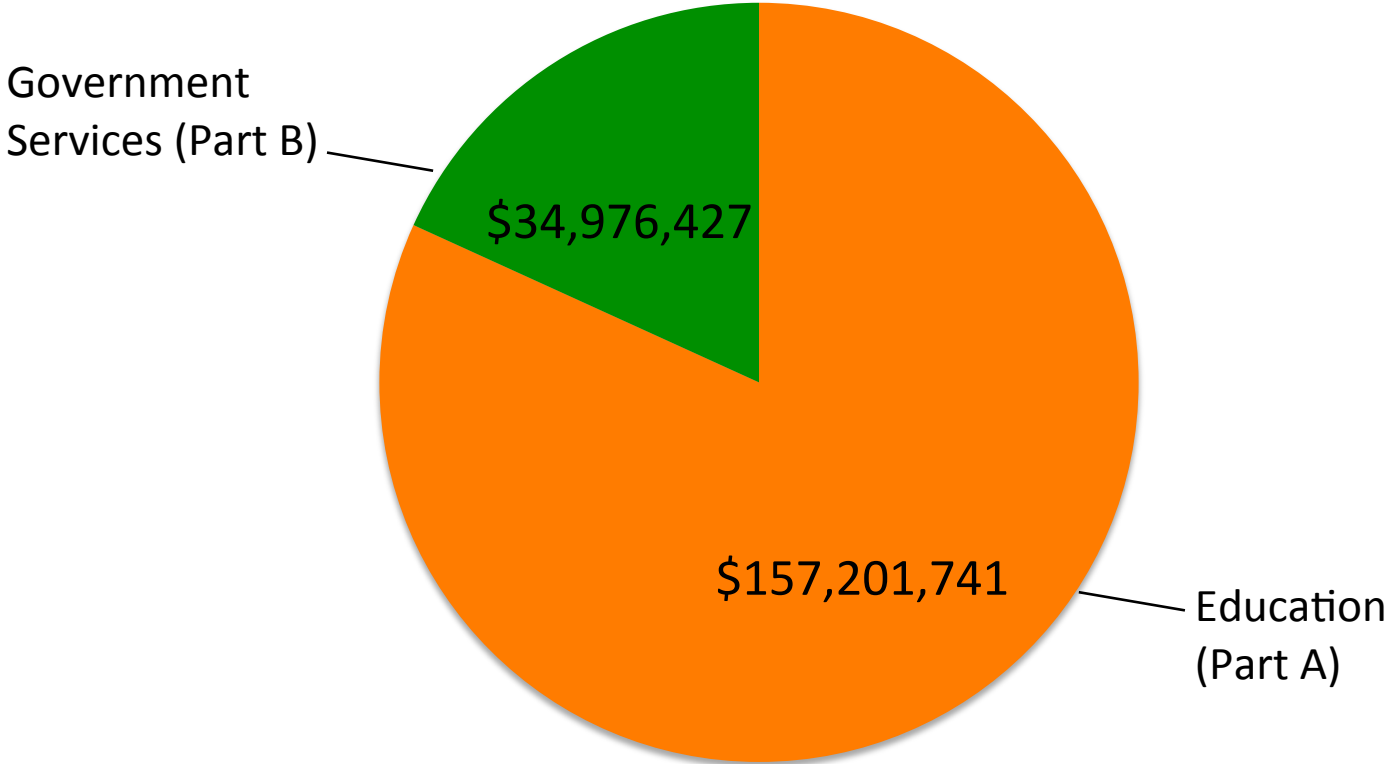
- **Recovery:** Create or retain jobs
- **Reinvestment:** Achieve K-12 education reforms
  - Standards and assessment
  - Data use
  - Great Teachers/Great Leaders
  - Persistently lowest achieving schools

# Parameters of Award

- Award period:
  - Part A: June 19, 2009 – September 30, 2011
  - Part B: July 1, 2009 – September 30, 2011
- Based on state's population size
- Awarded to the Governor

# State Fiscal Stabilization Funds

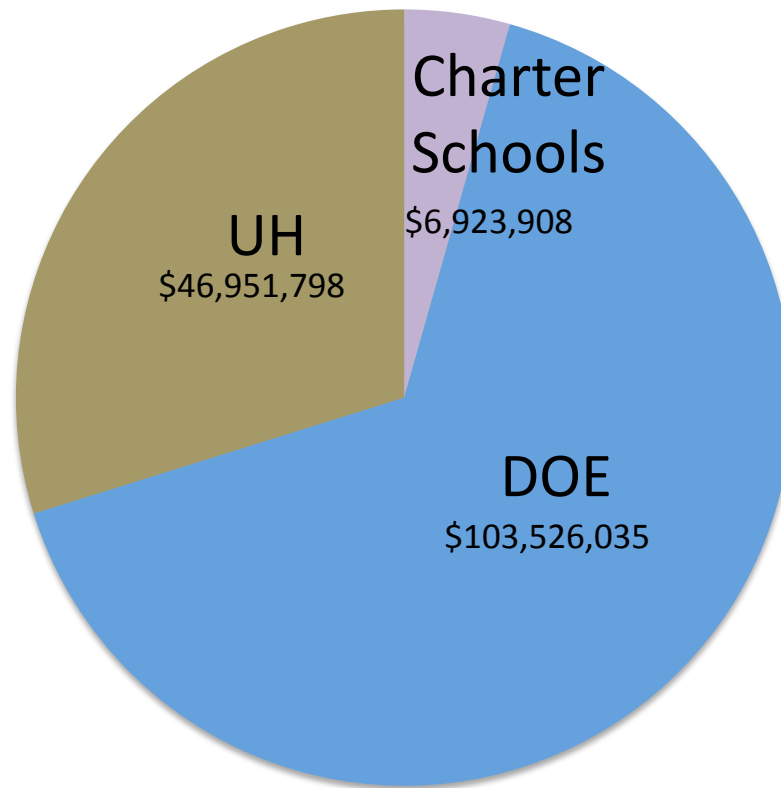
## Allocation to Hawaii



**Total Award: \$192 M**

# SFSF Part A – Education

Distribution of funds among educational entities

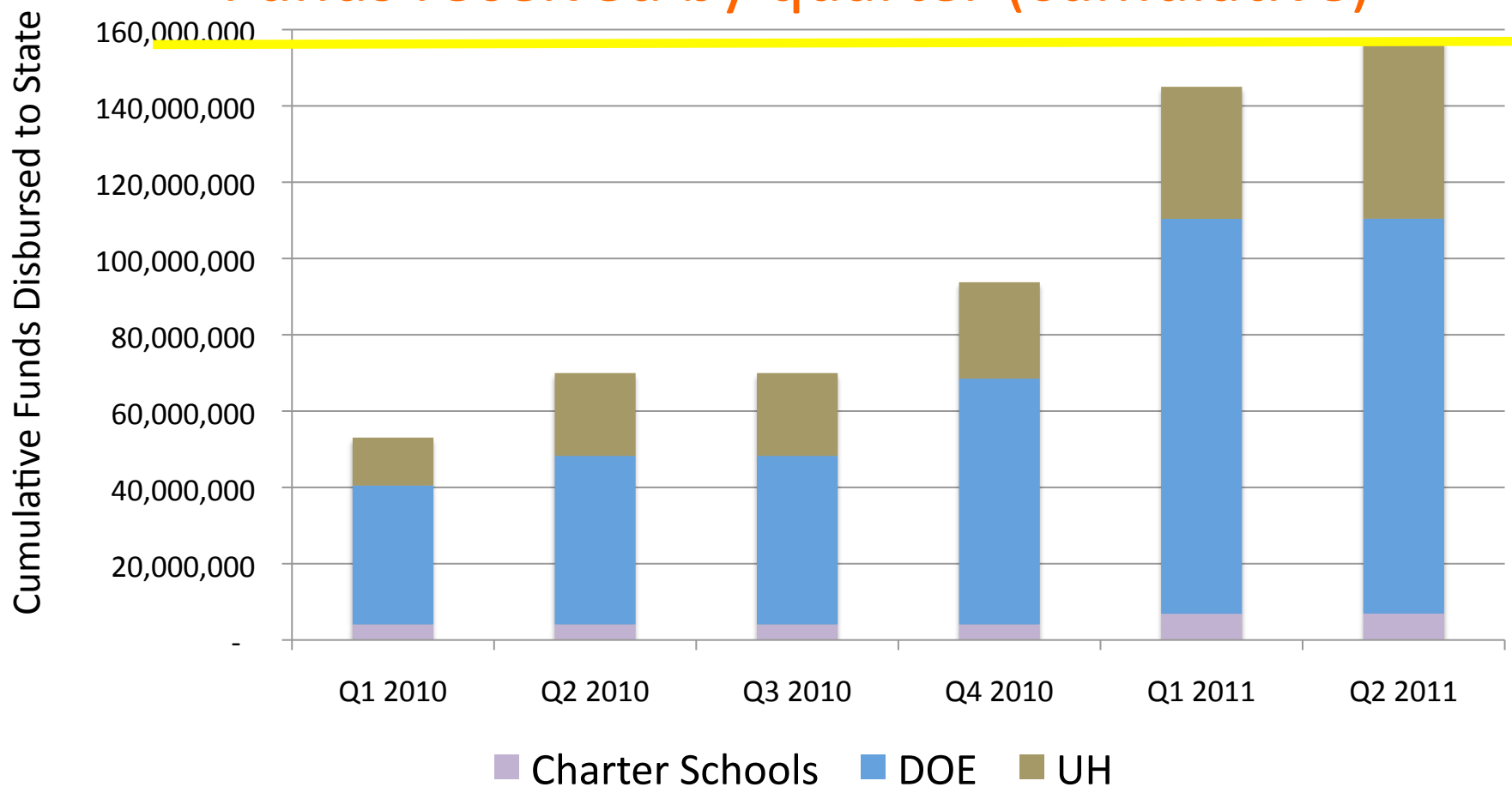


**Total: \$157,201,741**

Distributions were based on proportion of state budget

# SFSF Part A – Education

## Funds received by quarter (cumulative)



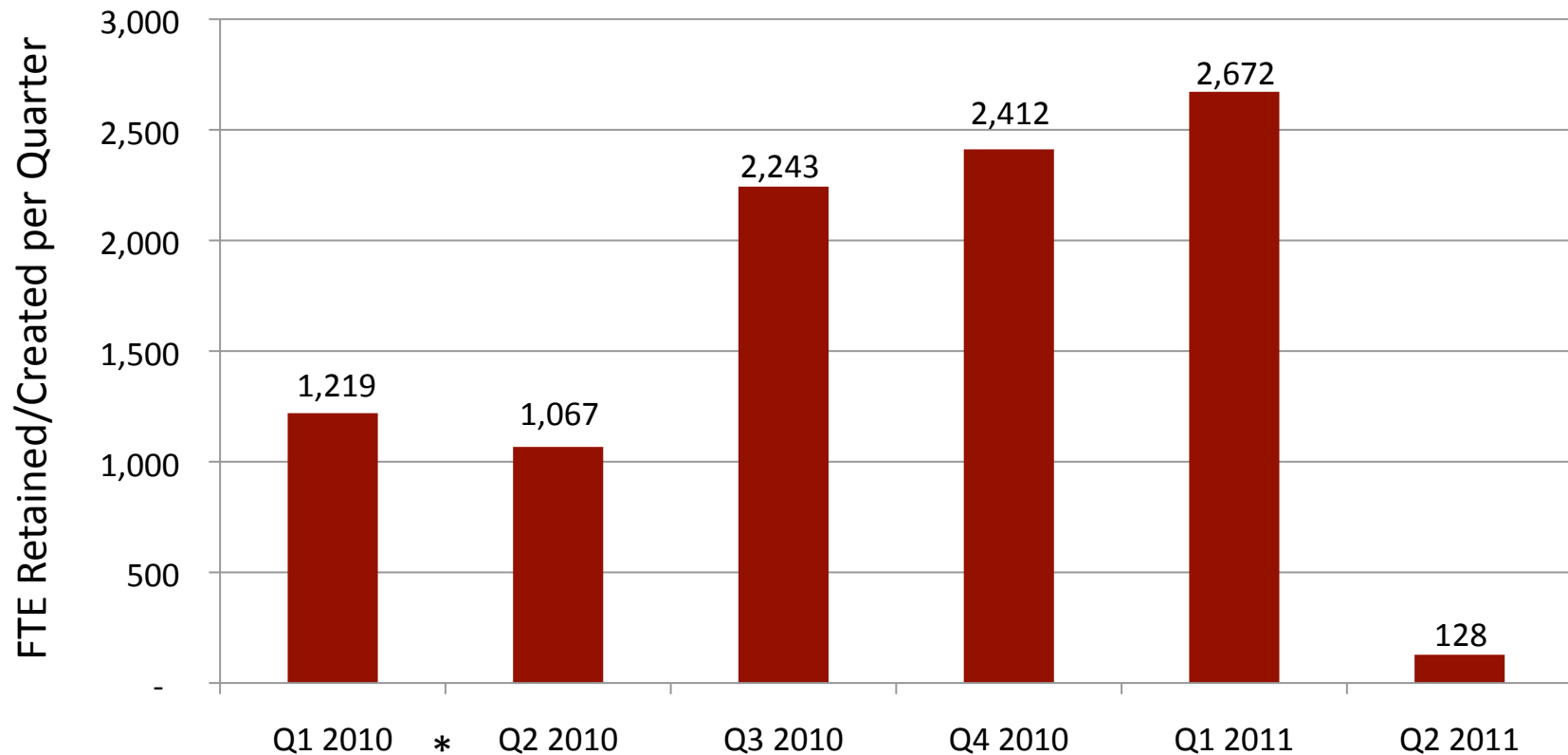
Total Award: \$157,201,741

**Total Received: \$157,201,689**

Source: 1512 Reports,  
as reported by each agency

# SFSF Part A – Education

## Job created/saved by quarter



**Total FTE Created/Retained: 2,435 (estimate)**

\* Federal guidance on calculating jobs changed.

Source: 1512 Reports, as reported by each agency

# SFSF Part A – Education

“Common Education Reform” MOA outlined commitments to education reform assurances including:

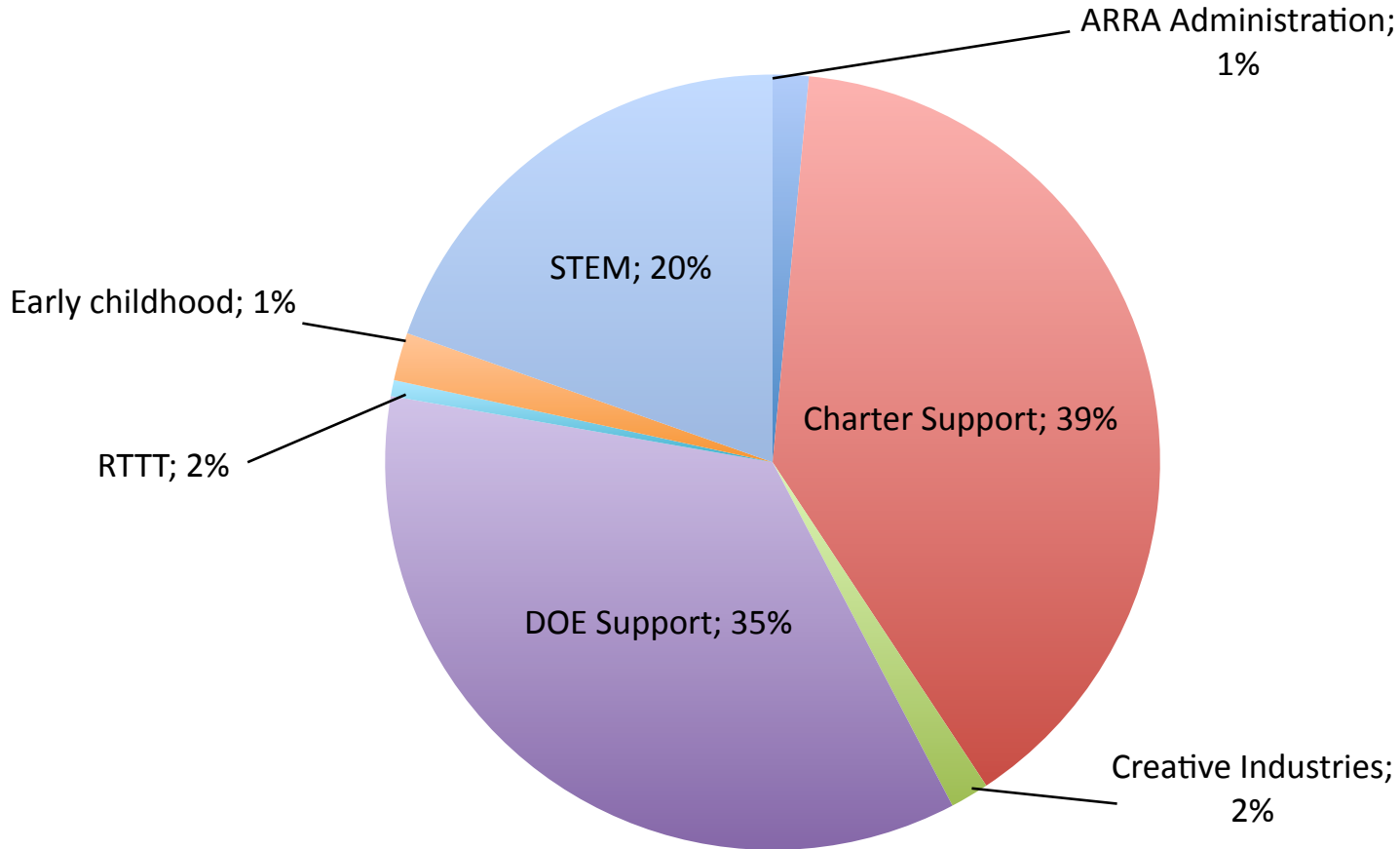
- Application for Race to the Top
- Adoption of Common Core State Standards
- Recommendation of college and career ready diploma
- Framework for data sharing
- Release of college and career indicators report
- Definition of achievement gap
- Promotion of Common Core State Standards and college and career ready diploma

*Signed October 6, 2009 by Governor Lingle, Superintendent Hamamoto & UH President Greenwood*



# SFSF Part B – Government Services

## Distribution among priorities



**Total: \$34,976,427**

Allocations at Governor's discretion

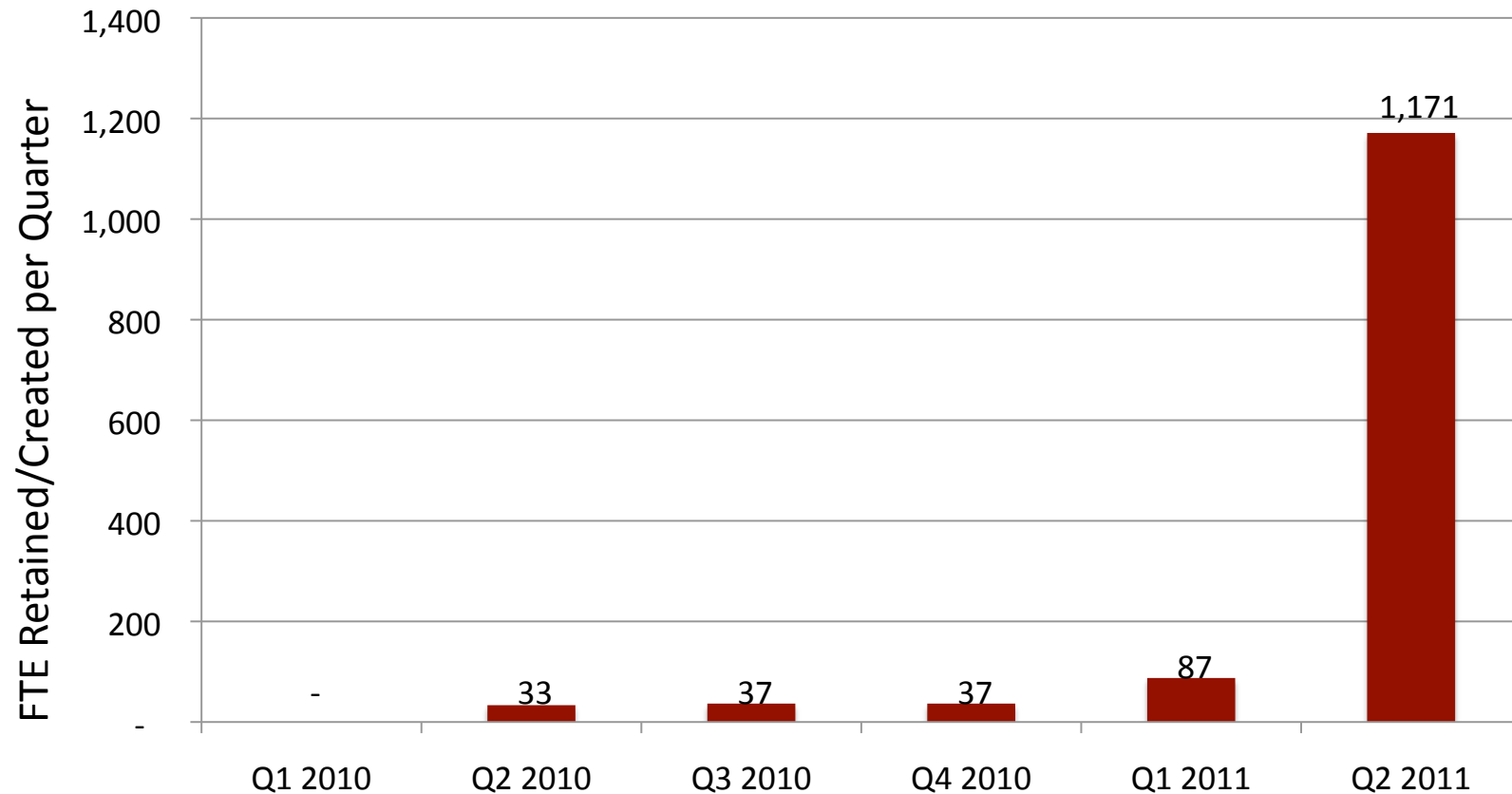
# SFSF Part B – Government Services

## Allocation by Department

Department	Allocation	Drawdowns as of Sept. 13, 2011	Balance as of Sept. 13, 2011	Percent Remaining
<b>Budget &amp; Finance</b> <i>ARRA administration</i>	400,069	254,010	*146,059	37%
<b>Charter School Administrative Office</b> <i>General support</i>	13,710,527	13,710,527	0	0
<b>DBEDT</b> <i>Creative industries support</i>	162,900	136,536	26,364	16%
<b>Defense</b> <i>STEM program for youth</i>	274,166	0	274,166	100%
<b>DOE</b> <i>General support; Race to the Top Zones of School Innovation initiatives</i>	13,287,631	12,387,631	*900,000	7%
<b>Governor's Office</b> <i>Friends of Hawaii Robotics (\$2.4M); ARRA administration; Early childhood initiatives</i>	2,575,834	2,442,260	133,574	5%
<b>University of Hawaii</b> <i>STEM for middle school (\$3M); STEM faculty salaries; MELE/Creative industries</i>	4,565,300	3,648,423	*916,877	20%
<b>TOTAL</b>	<b>34,976,427</b>	<b>32,579,387</b>	<b>2,397,040</b>	<b>7%</b>

\*Includes final allocations (approx. \$900K) made 9/2011

# SFSF Part B – Government Services



**Total FTE Created/Retained: 341 (estimate)**

# SFSF Impact on Education Funding

	Total SFSF Allocation (June 2009-Sept 2011)*	Average Per Student (based on Fall 2010 enrollment)**
Charter Schools	\$ 20,634,435	\$2,516
DOE	116,813,666	687
UH	51,517,098	855

\*Based on total allocation of SFSF Part A and Part B funds.

\*\*Programmatic support was not distributed on a per pupil basis.

# Federal Oversight

- **Single Audit Findings (FY10)**
  - Need to include CFDA # in MOA
  - Need for more subrecipient monitoring: identifying need for A-133 audits, registering as contractors
- **US ED Findings (June 2011 site visit)**
  - Recommended more subrecipient monitoring of Charter School Administrative Office